

Churchill CE Primary School Calculation Policy

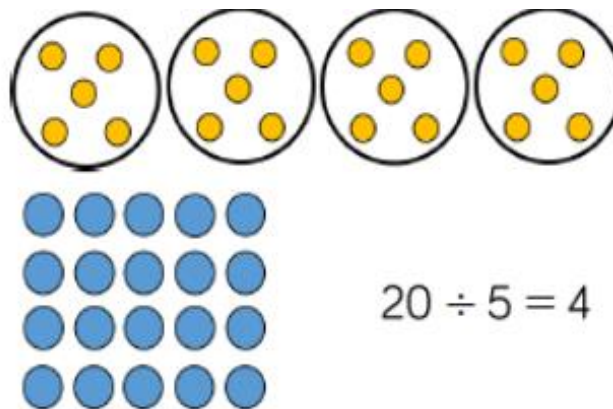
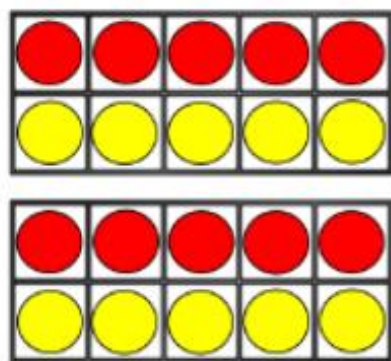
Times Tables

based on White Rose maths



At Churchill CE Primary School we recognise that it is vital that children have a conceptual understanding of multiplication and division.

This is taught through use of models and manipulatives (See Multiplication and Division Calculation Policy)



We also recognise that fluency in multiplication and division facts will only be achieved as a result of a significant emphasis on procedural and factual fluency. This focus on procedural and factual knowledge is vital to ensure that students get to automaticity.

Automaticity is when a child can automatically recall something almost instantly, without any conscious thought. When a child can do this, it enables them to concentrate on understanding other concepts. Without this automatic recall, a child's working memory can become overloaded and they often struggle to make progress with more challenging mathematical concepts.

But the point of being fluent in them [times table facts] is to free up the working memory when tackling a more interesting and engaging piece of mathematics. (Askew 2012 p54)

The full set of multiplication calculations that pupils need to be able to solve by automatic recall are shown in the table below. Pupils must be fluent in both multiplication and division facts by the end of year 4, and this is assessed in the multiplication tables check.

Multiplication and Division

1 × 1	1 × 2	1 × 3	1 × 4	1 × 5	1 × 6	1 × 7	1 × 8	1 × 9	1 × 10	1 × 11	1 × 12
2 × 1	2 × 2	2 × 3	2 × 4	2 × 5	2 × 6	2 × 7	2 × 8	2 × 9	2 × 10	2 × 11	2 × 12
3 × 1	3 × 2	3 × 3	3 × 4	3 × 5	3 × 6	3 × 7	3 × 8	3 × 9	3 × 10	3 × 11	3 × 12
4 × 1	4 × 2	4 × 3	4 × 4	4 × 5	4 × 6	4 × 7	4 × 8	4 × 9	4 × 10	4 × 11	4 × 12
5 × 1	5 × 2	5 × 3	5 × 4	5 × 5	5 × 6	5 × 7	5 × 8	5 × 9	5 × 10	5 × 11	5 × 12
6 × 1	6 × 2	6 × 3	6 × 4	6 × 5	6 × 6	6 × 7	6 × 8	6 × 9	6 × 10	6 × 11	6 × 12
7 × 1	7 × 2	7 × 3	7 × 4	7 × 5	7 × 6	7 × 7	7 × 8	7 × 9	7 × 10	7 × 11	7 × 12
8 × 1	8 × 2	8 × 3	8 × 4	8 × 5	8 × 6	8 × 7	8 × 8	8 × 9	8 × 10	8 × 11	8 × 12
9 × 1	9 × 2	9 × 3	9 × 4	9 × 5	9 × 6	9 × 7	9 × 8	9 × 9	9 × 10	9 × 11	9 × 12
10 × 1	10 × 2	10 × 3	10 × 4	10 × 5	10 × 6	10 × 7	10 × 8	10 × 9	10 × 10	10 × 11	10 × 12
11 × 1	11 × 2	11 × 3	11 × 4	11 × 5	11 × 6	11 × 7	11 × 8	11 × 9	11 × 10	11 × 11	11 × 12
12 × 1	12 × 2	12 × 3	12 × 4	12 × 5	12 × 6	12 × 7	12 × 8	12 × 9	12 × 10	12 × 11	12 × 12


- The table shows the full set of multiplication calculations that pupils need to be able to solve by automatic recall.
- The 36 most important facts are highlighted in the table
- Pupils must also have automatic recall of the corresponding division facts.



Factual Fluency Progression

	Year 1	Year 2	Year 3	Year 4	Year 5
Additive factual fluency	Addition and subtraction within 10.	Addition and subtraction across 10.	Secure and maintain fluency in addition and subtraction within and across 10, through continued practice.		
Multiplicative factual fluency			Recall the 10 and 5 multiplication tables, and corresponding division facts.	Recall the 3, 6 and 9 multiplication tables, and corresponding division facts.	Secure and maintain fluency in all multiplication tables, and corresponding division facts, through continued practice.
			Recall the 2, 4 and 8 multiplication tables, and corresponding division facts.	Recall the 7 multiplication table, and corresponding division facts.	
				Recall the 11 and 12 multiplication tables, and corresponding division facts.	

At Churchill CE Primary School we use a counting stick and simple whole class chorus chanting to learn multiples and multiplication facts and then develop conceptual understanding through identifying division facts as well as patterns and relationships between the tables (for example, that the products in the $6\times$ table are double the products in the $3\times$ table).



$\times 10$	$\times 5$	$\times 2$	$\times 4$	$\times 8$	$\times 3$	$\times 6$	$\times 9$	$\times 7$
-------------	------------	------------	------------	------------	------------	------------	------------	------------

We encourage children to learn their times tables in this order to provide opportunities to make connections. Research shows that this helps children develop a strong sense of number relationships, an important prerequisite for procedural fluency.

Alongside this teaching, children work towards achieving timed, times table challenges, which require not only rapid recall of multiplication and division facts but also an ability to apply this knowledge to empty box questions.

8, 3, & 6 Times Table Challenge

Name: _____

$2 \times 8 =$	$64 \div 8 =$	$8 \times 8 = 60 + \square$	$\square \div 6 = 8$	$9 \times 8 =$
$7 \times 6 =$	$6 \times \square = 48$	$24 \div 6 =$	$30 \div 6 =$	$88 = 11 \times \triangle$
$\square \div 6 = 6$	$42 \div 6 =$	$32 \div 8 =$	$12 \times 6 =$	$6 \times 12 =$
$64 = 8 \times \bigcirc$	$8 \times 8 =$	$40 \div 8 =$	$24 \div 8 =$	$42 \div \square = 7$
$9 \times 6 =$	$4 \times \square + 2 = 34$	$12 \times \square = 72$	$48 = \bigcirc \times 6$	$8 \times 10 =$
$66 \div 11 =$	$\square \div 8 = 9$	$48 \div 8 =$	$18 \div 6 =$	$8 \div 8 =$
$96 = 8 \times \triangle$	$5 \times 8 =$	$8 \times \square = 8$	$24 \div 6 =$	$48 = \square \times 8$
$\square \div 9 = 6$	$96 \div 8 =$	$6 \times 12 =$	$54 = \square \times 6$	$72 \div 6 =$



At Churchill CofE Primary School, we provide children with accounts and passwords for Times Tables Rock Stars - a fun and challenging programme designed to help students master their times tables!

When children play on Garage - the questions will only come from the times tables the teacher has set for the week and this will link with their times table challenges, including both multiplication and division questions.

Related Facts Challenge 2

Name: _____

When children have completed all of their times tables challenges, they use their automatic recall of multiplication and division facts to solve a series of related facts challenges.

$\square = 2 \times 70$	$(9 \div 9) + 9 =$	$\sqrt{64} =$	$\square \div 0.4 = 8$	$0.6 \times 9 =$
$7 \times 120 =$	$1.2 \times \square = 48$	$2 \times 9 =$	$2 \times (480 \div 12) =$	$84 \div 1.2 =$
$\square \div 12 = 11$	$\frac{1}{9}$ of 90 =	$\square = 6 \times 9 =$	$108 \div 90 =$	$9 \times 9 =$
$49 = \triangle \times 0.7$	$9 \times 800 =$	$27 \div 0.9 =$	$\sqrt{9} =$	$8.4 \div \square = 12$
$\frac{3}{10}$ of 36 =	$(4 \times 5) + (2 \times 7) =$	$9 \times \square = 3.6$	$96 \div 12 =$	$\square = \frac{90}{\square \times 100}$
$81 \div 9 =$	$\square \div 90 = 9$	$108 \div 9 = 144 \div \square$		$120 \times 12 =$
$\frac{5}{7}$ of 49 =	$450 = \triangle \times 9$	$90 \times \square = 9$	$18 \div 9 =$	$4 \times (42 \div 7) =$
$\square + (3 \times 4) = 27$	$700 \times 9 =$	$8 \times 120 =$	$(6 \times 7) + (3 \times 8) =$	$(\sqrt{9}) + 6 =$

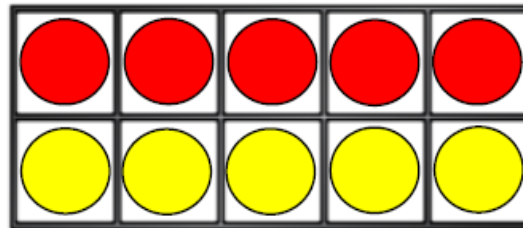
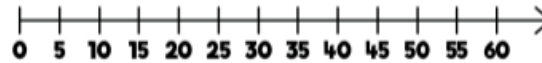
Skill	Year	Representations and models	
Recall and use multiplication and division facts for the 2-times table	2	Bar model Number shapes Counters Money	Ten frames Bead strings Number lines Everyday objects
Recall and use multiplication and division facts for the 5-times table	2	Bar model Number shapes Counters Money	Ten frames Bead strings Number lines Everyday objects
Recall and use multiplication and division facts for the 10-times table	2	Hundred square Number shapes Counters Money	Ten frames Bead strings Number lines Base 10

Skill	Year	Representations and models	
Recall and use multiplication and division facts for the 3-times table	3	Hundred square Number shapes Counters	Bead strings Number lines Everyday objects
Recall and use multiplication and division facts for the 4-times table	3	Hundred square Number shapes Counters	Bead strings Number lines Everyday objects
Recall and use multiplication and division facts for the 8-times table	3	Hundred square Number shapes	Bead strings Number tracks Everyday objects
Recall and use multiplication and division facts for the 6-times table	4	Hundred square Number shapes	Bead strings Number tracks Everyday objects

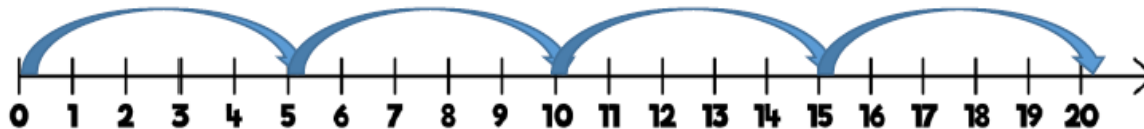
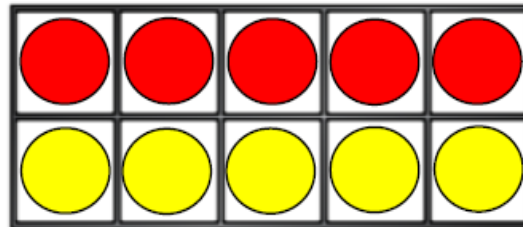
Skill	Year	Representations and models	
Recall and use multiplication and division facts for the 7-times table	4	Hundred square Number shapes	Bead strings Number lines
Recall and use multiplication and division facts for the 9-times table	4	Hundred square Number shapes	Bead strings Number lines
Recall and use multiplication and division facts for the 11-times table	4	Hundred square Base 10	Place value counters Number lines
Recall and use multiplication and division facts for the 12-times table	4	Hundred square Base 10	Place value counters Number lines

Skill: 5 times table

Year: 2



1	2	3	4	5	6	7	8	9	10
11	12	13	14	15	16	17	18	19	20
21	22	23	24	25	26	27	28	29	30
31	32	33	34	35	36	37	38	39	40
41	42	43	44	45	46	47	48	49	50

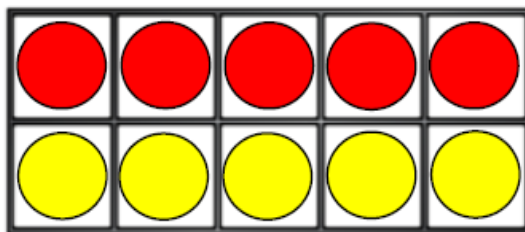
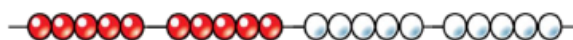
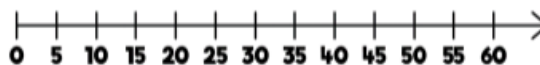


Encourage daily counting in multiples both forwards and backwards. This can be supported using a number line or a hundred square.

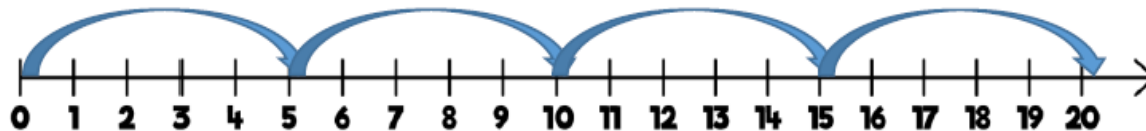
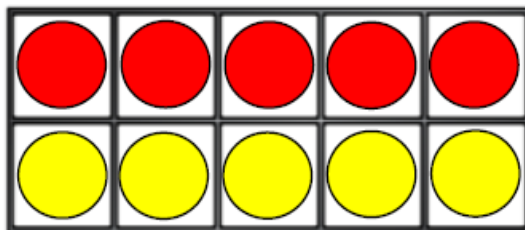
Look for patterns in the five times table, using concrete manipulatives to support. Notice the pattern in the ones as well as highlighting the odd, even, odd, even pattern.

Skill: 5 times table

Year: 2



1	2	3	4	5	6	7	8	9	10
11	12	13	14	15	16	17	18	19	20
21	22	23	24	25	26	27	28	29	30
31	32	33	34	35	36	37	38	39	40
41	42	43	44	45	46	47	48	49	50



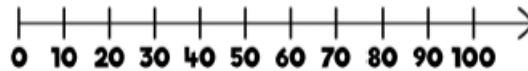


Encourage daily counting in multiples both forwards and backwards. This can be supported using a number line or a hundred square.


Look for patterns in the five times table, using concrete manipulatives to support. Notice the pattern in the ones as well as highlighting the odd, even, odd, even pattern.

Skill: 10 times table

Year: 2



1	2	3	4	5	6	7	8	9	10
11	12	13	14	15	16	17	18	19	20
21	22	23	24	25	26	27	28	29	30
31	32	33	34	35	36	37	38	39	40
41	42	43	44	45	46	47	48	49	50
51	52	53	54	55	56	57	58	59	60
61	62	63	64	65	66	67	68	69	70
71	72	73	74	75	76	77	78	79	80
81	82	83	84	85	86	87	88	89	90
91	92	93	94	95	96	97	98	99	100

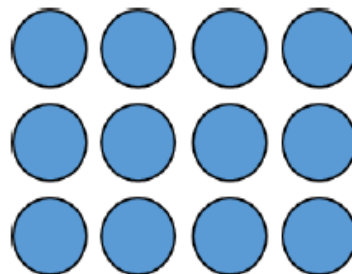
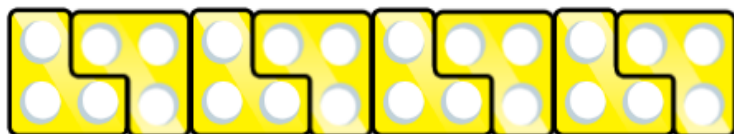


Encourage daily counting in multiples both forwards and backwards. This can be supported using a number line or a hundred square.

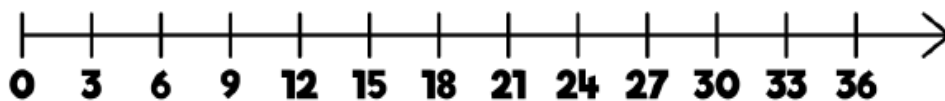
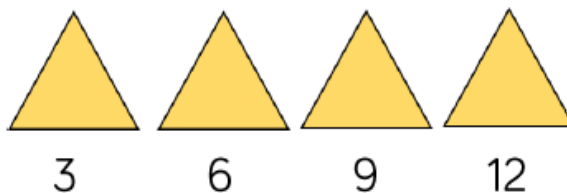
Look for patterns in the ten times table, using concrete manipulatives to support. Notice the pattern in the digits- the ones are always 0, and the tens increase by 1 ten each time.

Skill: 3 times table

Year: 3



1	2	3	4	5	6	7	8	9	10
11	12	13	14	15	16	17	18	19	20
21	22	23	24	25	26	27	28	29	30
31	32	33	34	35	36	37	38	39	40
41	42	43	44	45	46	47	48	49	50




Encourage daily counting in multiples both forwards and backwards. This can be supported using a number line or a hundred square.

Look for patterns in the three times table, using concrete manipulatives to support. Notice the odd, even, odd, even pattern using number shapes to support. Highlight the pattern in the ones using a hundred square.

Skill: 4 times table

Year: 3

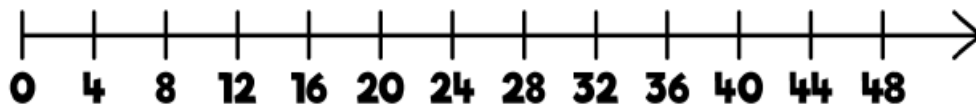


1	2	3	4	5	6	7	8	9	10
11	12	13	14	15	16	17	18	19	20
21	22	23	24	25	26	27	28	29	30
31	32	33	34	35	36	37	38	39	40
41	42	43	44	45	46	47	48	49	50



4 8 12 16



4	8	12	16	20
24	28	32	36	40
44	48	52	56	60



Encourage daily counting in multiples, supported by a number line or a hundred square. Look for patterns in the four times table, using manipulatives to support. Make links to the 2 times table, seeing how each multiple is double the twos. Notice the pattern in the ones within each group of five multiples. Highlight that all the multiples are even using number shapes to support.

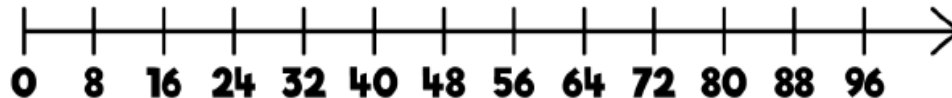
Skill: 8 times table

Year: 3



8	16	24	32	40
48	56	64	72	80

1	2	3	4	5	6	7	8	9	10
11	12	13	14	15	16	17	18	19	20
21	22	23	24	25	26	27	28	29	30
31	32	33	34	35	36	37	38	39	40
41	42	43	44	45	46	47	48	49	50
51	52	53	54	55	56	57	58	59	60
61	62	63	64	65	66	67	68	69	70
71	72	73	74	75	76	77	78	79	80
81	82	83	84	85	86	87	88	89	90
91	92	93	94	95	96	97	98	99	100



Encourage daily counting in multiples, supported by a number line or a hundred square. Look for patterns in the eight times table, using manipulatives to support. Make links to the 4 times table, seeing how each multiple is double the fours. Notice the pattern in the ones within each group of five multiples. Highlight that all the multiples are even using number shapes to support.

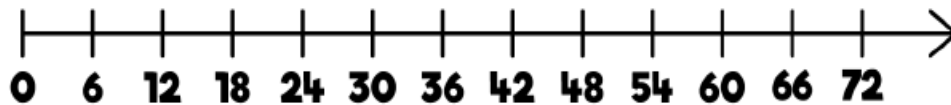
Skill: 6 times table

Year: 4



6	12	18	24	30
36	42	48	54	60
66	72	78	84	90

1	2	3	4	5	6	7	8	9	10
11	12	13	14	15	16	17	18	19	20
21	22	23	24	25	26	27	28	29	30
31	32	33	34	35	36	37	38	39	40
41	42	43	44	45	46	47	48	49	50
51	52	53	54	55	56	57	58	59	60
61	62	63	64	65	66	67	68	69	70
71	72	73	74	75	76	77	78	79	80
81	82	83	84	85	86	87	88	89	90
91	92	93	94	95	96	97	98	99	100



Encourage daily counting in multiples, supported by a number line or a hundred square. Look for patterns in the six times table, using manipulatives to support. Make links to the 3 times table, seeing how each multiple is double the threes. Notice the pattern in the ones within each group of five multiples. Highlight that all the multiples are even using number shapes to support.

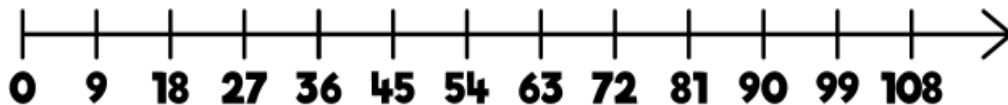
Skill: 9 times table

Year: 4



9	18	27	36	45
54	63	72	81	90

1	2	3	4	5	6	7	8	9	10
11	12	13	14	15	16	17	18	19	20
21	22	23	24	25	26	27	28	29	30
31	32	33	34	35	36	37	38	39	40
41	42	43	44	45	46	47	48	49	50
51	52	53	54	55	56	57	58	59	60
61	62	63	64	65	66	67	68	69	70
71	72	73	74	75	76	77	78	79	80
81	82	83	84	85	86	87	88	89	90
91	92	93	94	95	96	97	98	99	100



Encourage daily counting in multiples both forwards and backwards. This can be supported using a number line or a hundred square. Look for patterns in the nine times table, using concrete manipulatives to support. Notice the pattern in the tens and ones using the hundred square to support as well as noting the odd, even pattern within the multiples.

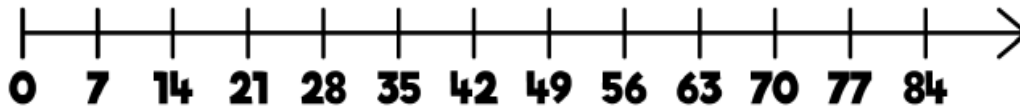
Skill: 7 times table

Year: 4



7	14	21	28	35
42	49	56	63	70

1	2	3	4	5	6	7	8	9	10
11	12	13	14	15	16	17	18	19	20
21	22	23	24	25	26	27	28	29	30
31	32	33	34	35	36	37	38	39	40
41	42	43	44	45	46	47	48	49	50
51	52	53	54	55	56	57	58	59	60
61	62	63	64	65	66	67	68	69	70
71	72	73	74	75	76	77	78	79	80
81	82	83	84	85	86	87	88	89	90
91	92	93	94	95	96	97	98	99	100



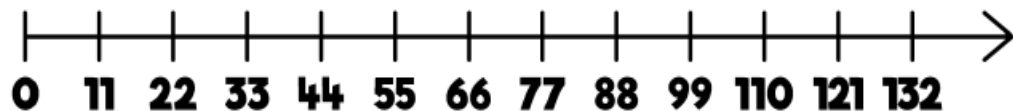
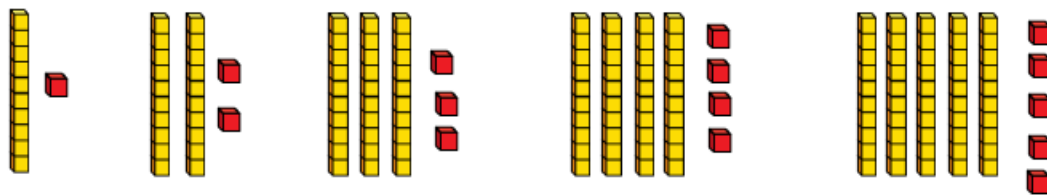
Encourage daily counting in multiples both forwards and backwards, supported by a number line or a hundred square. The seven times table can be trickier to learn due to the lack of obvious pattern in the numbers, however they already know several facts due to commutativity. Children can still see the odd, even pattern in the multiples using number shapes to support.

Skill: 11 times table

Year: 4

11	22	33	44	55	66
77	88	99	110	121	132

1	2	3	4	5	6	7	8	9	10
11	12	13	14	15	16	17	18	19	20
21	22	23	24	25	26	27	28	29	30
31	32	33	34	35	36	37	38	39	40
41	42	43	44	45	46	47	48	49	50
51	52	53	54	55	56	57	58	59	60
61	62	63	64	65	66	67	68	69	70
71	72	73	74	75	76	77	78	79	80
81	82	83	84	85	86	87	88	89	90
91	92	93	94	95	96	97	98	99	100



Encourage daily counting in multiples both forwards and backwards. This can be supported using a number line or a hundred square.

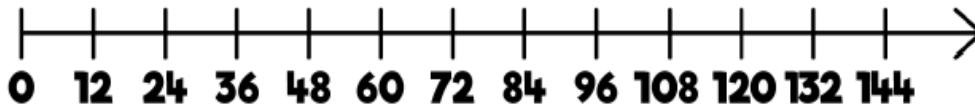
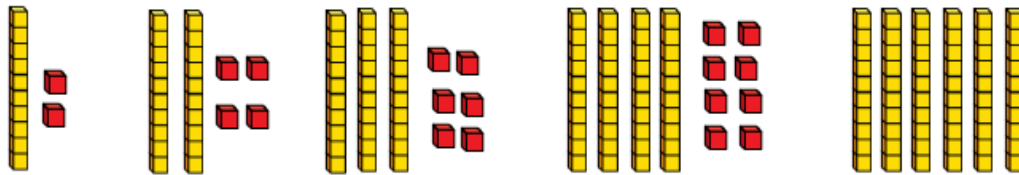
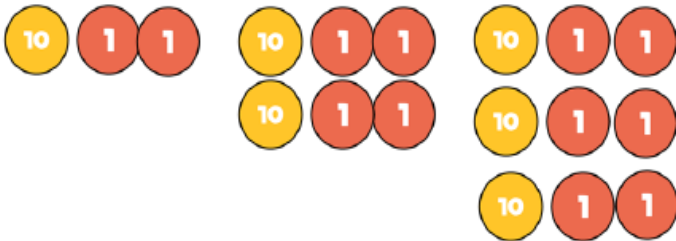
Look for patterns in the eleven times table, using concrete manipulatives to support. Notice the pattern in the tens and ones using the hundred square to support. Also consider the pattern after crossing 100

Skill: 12 times table

Year: 4

12	24	36	48	60
72	84	96	108	120
132	144			

1	2	3	4	5	6	7	8	9	10
11	12	13	14	15	16	17	18	19	20
21	22	23	24	25	26	27	28	29	30
31	32	33	34	35	36	37	38	39	40
41	42	43	44	45	46	47	48	49	50
51	52	53	54	55	56	57	58	59	60
61	62	63	64	65	66	67	68	69	70
71	72	73	74	75	76	77	78	79	80
81	82	83	84	85	86	87	88	89	90
91	92	93	94	95	96	97	98	99	100



Encourage daily counting in multiples, supported by a number line or a hundred square. Look for patterns in the 12 times table, using manipulatives to support. Make links to the 6 times table, seeing how each multiple is double the sixes. Notice the pattern in the ones within each group of five multiples. The hundred square can support in highlighting this pattern.