




Term 1 Medium Plan

	Week 1	Week 2	Week 3	Week 4	Week 5	Week 6	Week 7
Maths	Number - Place Value within 10 <ul style="list-style-type: none"> I can sort objects I can count objects I can count objects from a larger group I can represent objects 	Number - Place Value within 10 <ul style="list-style-type: none"> I can recognise numbers as words Count on from any number 1 more Count backwards within 10 	Number - Place Value within 10 <ul style="list-style-type: none"> 1 less Fewer, more, the same Less than, greater than, equal to Compare numbers 	Number - Place Value within 10 <ul style="list-style-type: none"> Order objects Order numbers The number line 	Number - Addition and Subtraction within 10 <ul style="list-style-type: none"> Introduce parts and wholes Part-whole model Fact families - addition Write number sentences 	Number - Addition and Subtraction within 10 <ul style="list-style-type: none"> Number bonds within 10 Systematic number bonds within 10 Number bonds to 10 Addition - add together 	Number - Addition and Subtraction within 10 <ul style="list-style-type: none"> Addition - add more Addition problems Find a part Subtraction - find a part
Number sense	Subitising 1-5	Subitising 6-10	Subitising 6-10	Subitising on tens frames	Subitising on tens frames	Make and break 5	Make and break 4, 3 and 2
English Focus <i>letter formation</i> <i>finger spaces</i> <i>capital letters</i> <i>full stops</i>	Writing basics <ul style="list-style-type: none"> Entry baseline write Handwriting patterns 	Writing basics <ul style="list-style-type: none"> Handwriting patterns  	Writing simple sentences. <ul style="list-style-type: none"> Handwriting formation on handwriting lines 	Writing simple sentences and oral story telling (T4W) <ul style="list-style-type: none"> Handwriting formation on 	Writing simple sentences and oral story telling (T4W) <ul style="list-style-type: none"> Handwriting formation on 	Writing simple sentences and oral story telling (T4W) <ul style="list-style-type: none"> Handwriting formation on 	Writing simple sentences. <ul style="list-style-type: none"> Handwriting formation on handwriting lines

	 <ul style="list-style-type: none"> Handwriting i, l, t, u, w, e, c, o, a, d, n, m, h, j, y, g, q 	 <ul style="list-style-type: none"> Handwriting i, l, t, u, w, e, c, o, a, d, n, m, h, j, y, g, q, b, p, k 	<ul style="list-style-type: none"> Oral rehearsal Spell words using phonemes previously taught Writing lists 	<p>handwriting lines</p> <ul style="list-style-type: none"> Oral rehearsal Spell words using phonemes previously taught Identifying nouns Describing a noun with an adjective (phrase list) Capital letters Full stops Reread and edit work 	<p>handwriting lines</p> <ul style="list-style-type: none"> Oral rehearsal Spell words using phonemes previously taught Sequence a familiar story Create a story map for a familiar story 	<p>handwriting lines</p> <ul style="list-style-type: none"> Oral rehearsal Spell words using phonemes previously taught Capital letters Full stops Write simple narrative sentences based on a familiar story Reread own sentences 	<ul style="list-style-type: none"> Oral rehearsal Spell words using phonemes previously taught Writing simple sentences using senses Capital letters Full stops Reread own work
Phonics	<p>Phase 4 Mastery Lesson 16 - adjacent consonants bl, br, nk, were</p> <p>Phase 4 Mastery Lesson 17 - adjacent consonants cr</p>	<p>Phase 4 Mastery Lesson 21 - adjacent consonants pl, pr, little</p> <p>Phase 4 Mastery Lesson 22 - adjacent</p>	<p>Phase 4 Mastery Lesson 26 - adjacent consonants spr, str, when, out</p> <p>Phase 4 Mastery Lesson 27 - adjacent</p>	<p>Phase 4 Revision Lesson 1 - adding -s as a plural marker for nouns</p> <p>Phase 4 Revision Lesson 2 - adding -es as a plural</p>	<p>Phase 4 Revision Lesson 6 - adding the suffix -ing to verbs</p> <p>Phase 4 Revision Lesson 7 - adding the</p>	<p>Phase 4 Revision Lesson 11 - adding the suffix -ed to verbs</p> <p>Phase 4 Revision Lesson 12 - adding</p>	<p>Phase 4 Revision Lesson 16 - adding the suffix -er to verbs to change them to a noun</p> <p>Phase 4 Revision Lesson 17 - adding the suffix -er to adjectives</p> <p>Phase 4 Revision Lesson</p>

RE	I can respect the work of a creator	I can retell the Christian creation story.	I can tell you how Christians think God wants them to behave towards the world	I can tell you how Christians think God wants them to behave towards others	I can say how it felt to take care of something or somebody	I can say how it felt to take care of the world	
History	History of communication: What ways can people communicate with each other?	History of communication: How has written communication changed over time?	History of communication: How have telephones changed over time?	History of communication: How have computers changed how people communicate with each other?	History of communication: How has technology impacted how people stay in contact with each other?	History of communication: How has technology impacted how people stay in contact with each other?	History of communication: Assessment Poster
Science							
Computing	Technology around us Technology in our classroom	Technology around us Using computer technology	Technology around us Developing mouse skills	Technology around us Using a computer keyboard	Technology around us Developing keyboard skills	Technology around us Developing keyboard skills	Technology around us Using a computer responsibly
PE	Football	Football	Football	Football	Football	Football	Football
PSHE/ Zones of Regulation	Being Me in My World I can feel special and safe in my class	Being Me in My World I know that I belong to my class	Being Me in My World I know how to make my class a safe place	Being Me in My World I recognise how it feels to be proud of an achievement	Being Me in My World I recognise a range of feelings when	Being Me in My World I understand my choices when following	Being Me in My World I understand my choices when following

